



TR 9500HR TREADMILL

Featuring a powerful 4-HP Direct-Drive AC Motor, the most durable on the market, and our patented Lifepulse™ and Polar® telemetry digital heart rate monitoring systems. Plus, maintenance is easier with our lubricant-infused DX3™ belt and deck system featuring Advanced Belt Track System (ABTS™) and our patented FlexDeck® Shock Absorption System for the ultimate in durability and comfort.

PERFORMANCE FEATURES

DX3™ BELT AND DECK SYSTEM

This groundbreaking system combines a lubricant-infused belt, Advanced Belt Tracking System (ABTS™) and our patented FlexDeck® Shock Absorption System for the ultimate in durability and comfort.

HEART RATE MONITORING

Lifepulse™ digital heart rate monitoring hand sensors are conveniently placed on the easy-to-grip Ergo™ bar to provide walkers with precise heart rate monitoring, and Polar® telemetry provides runners with accurate, "hands-free" heart rate monitoring. (Telemetry requires optional chest strap.)

MOTIVATING WORKOUT VARIETY

Zone Training+™ Workouts automatically adjust the incline level to keep users in their target heart rate zone. Also includes 5K and 10K Run, goal-based workouts and Gerkin, Fit Test and Military PRT/PFT fitness protocols.

EASY TO USE

An intuitive console makes startup simple, and integrated cup holders provide additional convenience.

RAPIDWORKS™ SERVICE ENHANCEMENTS

Maintenance is fast and easy with Auto Alert™ diagnostics that inform you of service needs and permanently record and date-stamp maintenance performed.

HIGHLIGHT FEATURE

**FLEXDECK®
SHOCK
ABSORPTION
SYSTEM**



The Flexdeck® Shock Absorption System reduces knee and joint stress by up to 30% more than non-cushioned surfaces, decreasing the chance for injury. Eight incredibly durable Lifespring™ shock absorbers deliver consistent cushioning.

TREADMILL DETAILS

- > DX3 Belt and Deck System
- > Patented FlexDeck® Shock Absorption System
- > 0.5-12 mph (0.8-20 kph)
- > 0-15% incline
- > Powerful 4-HP AC motor
- > Ergonomic handlebars
- > Handrails and non-slip siderails enhance users feeling of security
- > 26-character alphanumeric message center
- > Heart Rate Monitoring
- > 28 workouts
- > 9 languages
- > Integrated reading rack and accessory tray
- > Quick Start Button






TR 9500HR TREADMILL

CHECKLIST

OUR 27-POINT INSPECTION

Our certified technicians carefully disassemble and diagnose every treadmill using a meticulous 27-point quality checklist. Next, we either Clean, Detail, Inspect, Paint, Rebuild, Repair, or Replace every specific part or perform a combination of these steps. We deliver fully-assembled, refurbished Life Fitness treadmills ready for your immediate use.

KEY

Paint –		Inspect –	
Repair –		Replace –	
Details –		Clean –	

All of our Certified Pre-Owned Treadmills must meet our sophisticated quality standards.

1. Function Check			15. Frame		
2. Electronic Function			16. Motor Controller		
3. Console Housing			17. Console PCB		
4. Overlay Inspection			18. Rear End Caps		
5. Electrodes/handlebars			19. Deck		
6. Handrails			20. Walking Belt		
7. Handrail End Grips			21. Leveler		
8. Motor Covers			22. Leveler Pads		
9. Skid Pads			23. Waxless		
10. Roller Bearings			24. Lift Motor		
11. Roller Guards			25. Stop Switch		
12. Drive Belt			26. Wire Harnesses		
13. Front Panel/End Caps			27. Tecspak Spring		
14. Decals					

SPECIFICATIONS

Heart Rate Monitoring	Patented Lifepulse™ Digital Heart Rate Monitoring System with built-in hand sensors and Polar® Telemetry Heart Rate Monitor
Workouts	Hill, Random, Manual, Quick Start, Cool Down; 5 Interactive Heart Rate Workouts; 3 Goal-Based Workouts; 6 Fit Tests; 5K and 10K Sport Training; Speed Interval, 6 Custom Workouts
Display Readouts	Heart rate, elapsed time, distance, total calories burned, calories burned per hour, elevation, speed, pace, workout profile, Watts, METs, mph, or kph
Speed	0.5-12 mph (0.8-20 kph)
Elevation	Incline 0-15%
Belt And Deck System	DX3™ Belt and Deck System
Motor System	4-HP AC Motor
Running Surface	60"L x 20"W (152 cmL x 51 cmW) expanded running surface
Roller Size	3.5" (9 cm)
Dimensions	83"L x 37"W x 62"H (211 cmL x 94 cmW x158 cmH)
Weight	410 lb (186 kg)
Maximum User Weight	400 lb (181 kg)
Power Requirements	Power requirements available in all major voltage configurations worldwide
Warranty	One-year warranty on electrical parts, belt, deck and mechanical parts, and labor; 6 months on console overlay (face plate). Ask your Certified Pre-Owned Representative for details. ¹ Warranties outside the U.S. may vary. [†]

CALL NOW TO FIND OUT HOW YOU CAN SAVE UP TO 40% OFF OUR NEW PRODUCT LIST PRICE

Inventory changes regularly, so ask about our current listing today.

800.634.8637 / 847.288.3300 / www.lifefitness.com